


InBio Pro Series

IP-Based Biometric Access Control Panel


InBio-160 Pro




InBio-460 Pro



InBio-260 Pro



InBio-460 Pro Package B



InBio Pro Series is a project oriented high-end product line with unique features such as embedded fingerprint verification and advanced access control functions, which can be managed by TCP/IP communication thru LAN or WAN networks.

The InBio Pro Series are the perfect match for ZKBioSecurity web based software platform to provide a full featured biometric security solution.

In combination with the FR1300 RS485 reader, the panels can authenticate users under multiple verification modes such as fingerprint, card and password for a higher security level.

Features




Truly Internal Biometric Identification

InBio Pro carries out the matching of fingerprints on the panels. The FR Series of readers transmit fingerprint templates to InBio Pro via RS485 for fast and accurate matching with templates stored in the database. Wiegand inputs are also provided for traditional RFID readers.



More than Door Control

Access additional control and interface. After programming, auxiliary relays can be functioned as lights, alarms and intrusion detection panels. Extra locking devices or gate controllers can be accessed.



Communication

InBio Pro controllers can be installed easily on your network and support HTTP/HTTPS communication. Web server allows setting and modification of network parameters directly and easily.



Options

InBio Pro controllers come in 3 sizes to suit project needs and reduce the cost of unused capacity. 1-door, 2-door, and 4-door models can be mixed and matched in an optimized system architecture.



Capacity

Support up to 20,000 fingerprint templates, 60,000 badge users and store up to 100,000 events and transactions. Data is preserved if power is lost. Controller continues to operate if network connection is interrupted.



Advanced Access Control Built-In

Anti-Passback, First-Card Opening, Multi-Card Opening, Duress Password Entry, and Auxiliary input/output linkages are built into controller firmware.



Lowest Total Cost of Ownership

Save cost. Controller firmwares can be upgraded without any advanced tools. New features can extend and expand the value of your investment.

Specifications

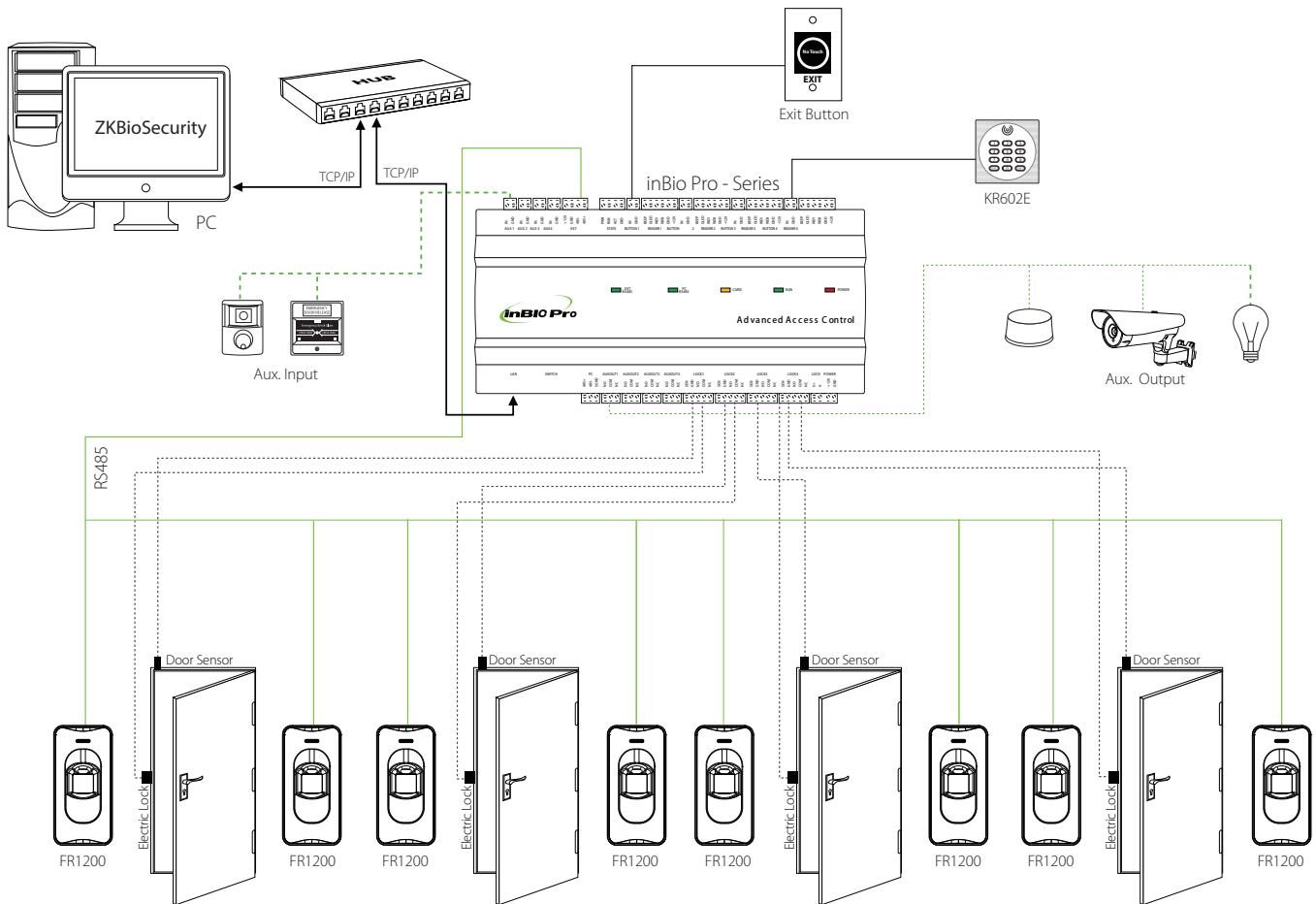
(G: GL Exclusive Feature)	InBio-160 Pro	InBio-260 Pro	InBio-460 Pro
Number of doors controller	1 Door	2 Door	4 Door
Numbers of readers supported	4(2 RS-485 Reader, 2 26-bit wiegand reader)	8(4 RS-485 Reader, 4 26-bit wiegand reader)	12 (8 RS-485 Reader, 4 26-bit wiegand reader)
Types of readers supported	26-bit Wiegand and G RS485 FR Series Reader	26-bit Wiegand and G RS485 FR Series Reader	26-bit Wiegand and G RS485 FR Series Reader
Number of Inputs	3(Exit Button and Door Status, 1 AUX)	6(2 Exit Button, 2 Door Status, 2 AUX)	12(4 Exit Button, 4 Door Status, 4 AUX)
Number of Outputs	2 (1-Form C Relay for Lock and One Form C Relay for Aux Output)	4 (2-Form C Relay for Lock and 2-Form C Relay for Aux Output)	8 (4-Form C Relay or Lock and 4-Form C Relay for Aux Output)
Card holders Capacity	60,000	60,000	60,000
Fingerprint Capacity	G 20,000	G 20,000	G 20,000
Log Events Capacity	100,000	100,000	100,000
Communication	G TCP/IP	G TCP/IP	G TCP/IP
Package Dimension	350(L)×90(H)×300(W)mm	350(L)×90(H)×300(W)mm	350(L)×90(H)×300(W)mm
Package Weight	3.6kg	3.6kg	3.7kg
CPU	G 32 bit 1.2GHz CPU	G 32 bit 1.2GHz CPU	G 32 bit 1.2GHz CPU
RAM	G 128MB	G 128MB	G 128MB
Flash Memory	G 256MB	G 256MB	G 256MB
Power	9.6V-14.4V DC	9.6V-14.4V DC	9.6V-14.4V DC
Operating Temp	0-45 °C	0-45 °C	0-45 °C
Operating Humidity	20% to 80%	20% to 80%	20% to 80%

inBio-160/260/460 Pro Package B

Item	Description	Quantity
InBio160/260/460 Pro	Control Panel	1 ea
Case01	Metal Case	1 ea
ZKPSM030B	Power Supply, DC12V/3A, Available to Charge for Battery Back-up	1 ea
FR107	Diode for Lock	1 ea
Key	Key for Metal Case	2 ea
Installation Guide		1 ea
Gross Weight	3.6-3.7kg	
Size	350(L)×90(H)×300(W)mm	



Typical Installation



ZKTeco Inc.
www.zkteco.com
 E-mail: sales@zkteco.com

© Copyright 2017. ZKTECO CO.,LTD. ZKTeco Logo is a registered trademark of ZKTeco or a related company. All other product and company names mentioned are used for identification purposes only and may be the trademarks of their respective owners. All specifications are subject to change without notice. All rights reserved.

